

1

346 — 4

331 — 4

312 — 4

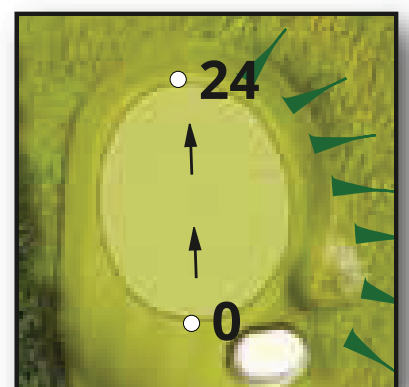
Pro's Tip:

Leave yourself a full shot if you want to stop the ball on this green. A tee shot on the fairway is essential.



| |
|-----|
| 214 |
| 199 |
| 180 |

Green Details



2

403 — 4

389 — 4

331 — 4

Pro's Tip:

The approach shot is the key here. Choose your club carefully and don't go past, especially if the pin is on the top tier.

16th Tee

31

94

126

149

242

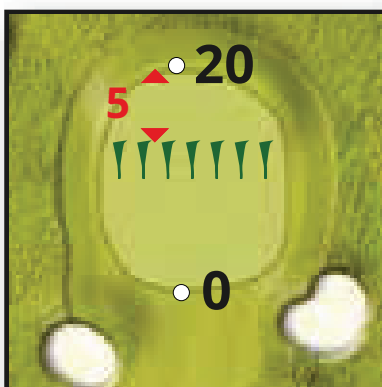
228

170

190

224

Green Details



3

526 — 5

517 — 5

454 — 5

4th
Tee

105 •

• 160

• 170

• 209

• 242

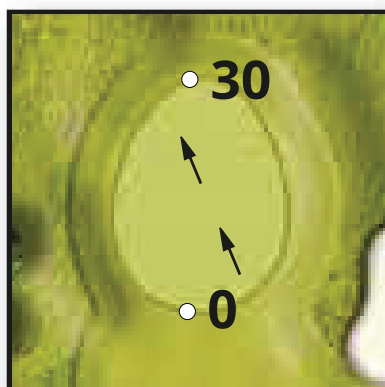
310 •

| |
|-----|
| 270 |
| 261 |
| 198 |

Pro's Tip:

Make sure you hit this fairway. Green slopes right to left and front to back. Allow for this on your approach.

Green Details



4

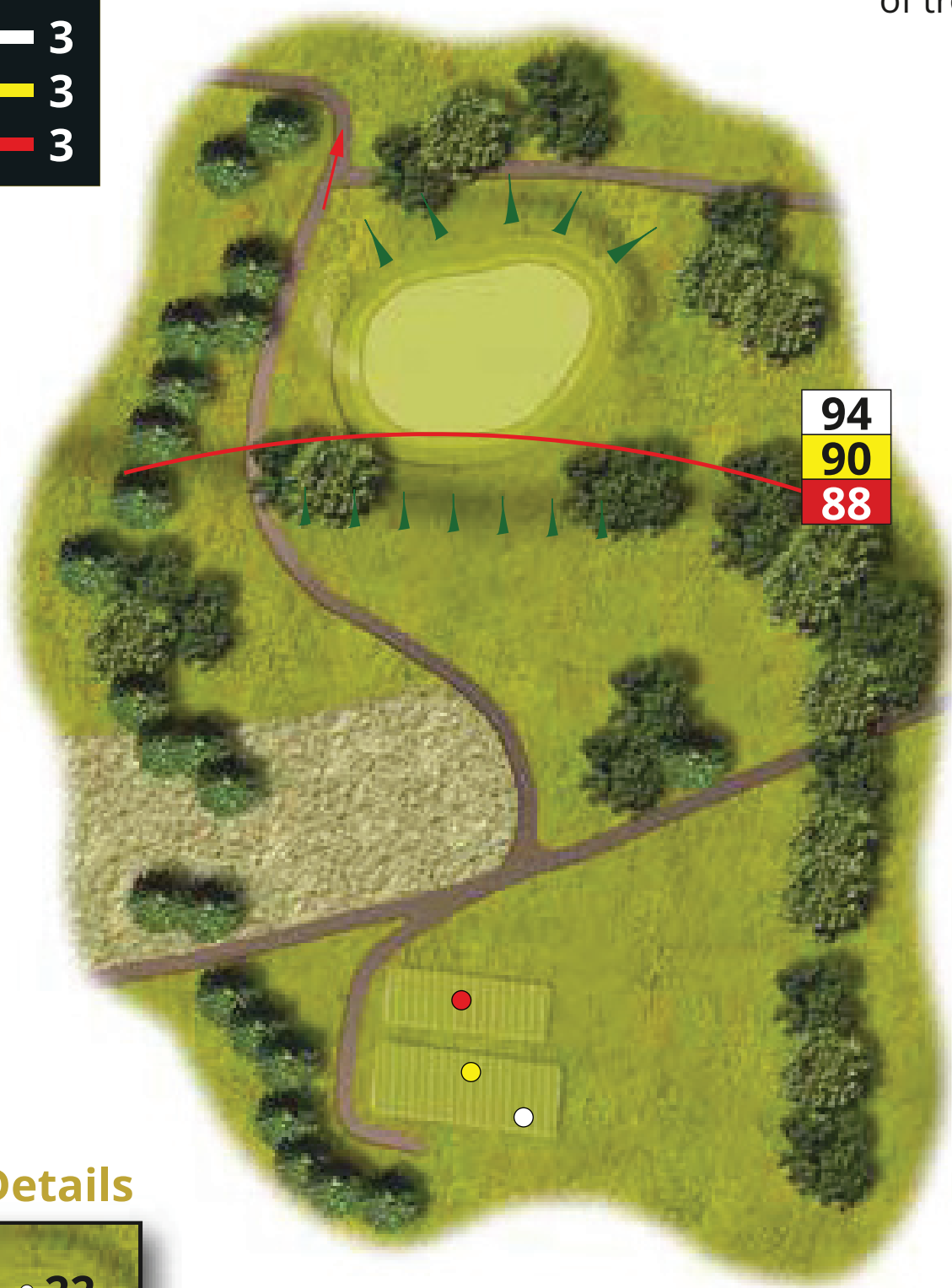
105 — 3

101 — 3

99 — 3

Pro's Tip:

Choose your club carefully, as long or short on this hole can get you in a lot of trouble.




94

90

88

Green Details



5

276 — 4
262 — 4
258 — 4

17th
Tee

49

92

96

117

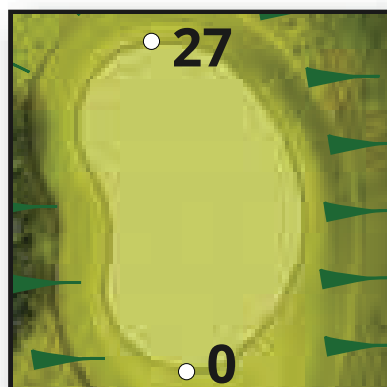
133

221
207
203

Pro's Tip:

Either lay well back with a mid iron or go for it, the choice is yours.

Green Details



6

178 — 3

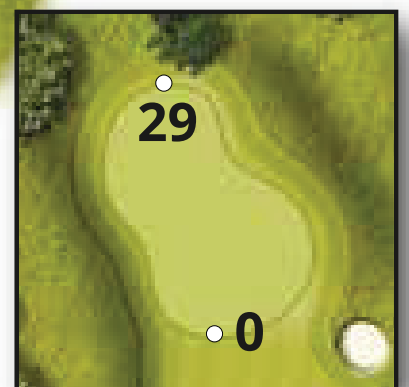
160 — 3

146 — 3

164
146
132



Green Details



Pro's Tip:

Tough par three sloping left to right. Do not go long or right.

7

| | | |
|-----|---|---|
| 345 | — | 4 |
| 332 | — | 4 |
| 280 | — | 4 |

OoB

• 67

• 69

• 120

• 171

| |
|-----|
| 211 |
| 198 |
| 146 |

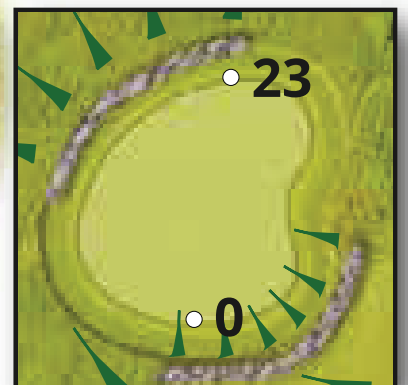
OoB

Pro's Tip:

Tee shots must be hit well up right side of fairway, left to right hitters will prefer this hole. Difficult approach here. Run it on or fly it, just don't go long.

Sleeper Walls

Green Details



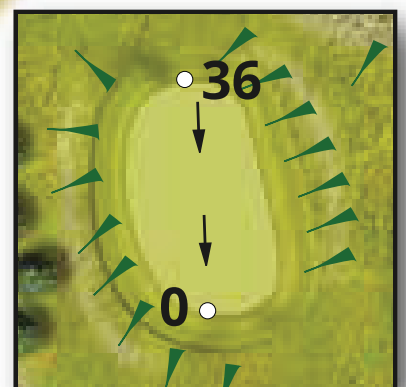
| | | |
|-----|---|---|
| 155 | — | 3 |
| 135 | — | 3 |
| 102 | — | 3 |



Pro's Tip:

Narrow green which runs fast back to front. Choose your club to finish below the hole and hit it to allow for the right to left slope.

Green Details



266 — 4

253 — 4

18th Green

OoB

38

240

231

218

151

187

OoB

Big hitters may go for this. Tee shots must allow for right to left slope.

10

179 — 3

160 — 3

142 — 3



Pro's Tip:

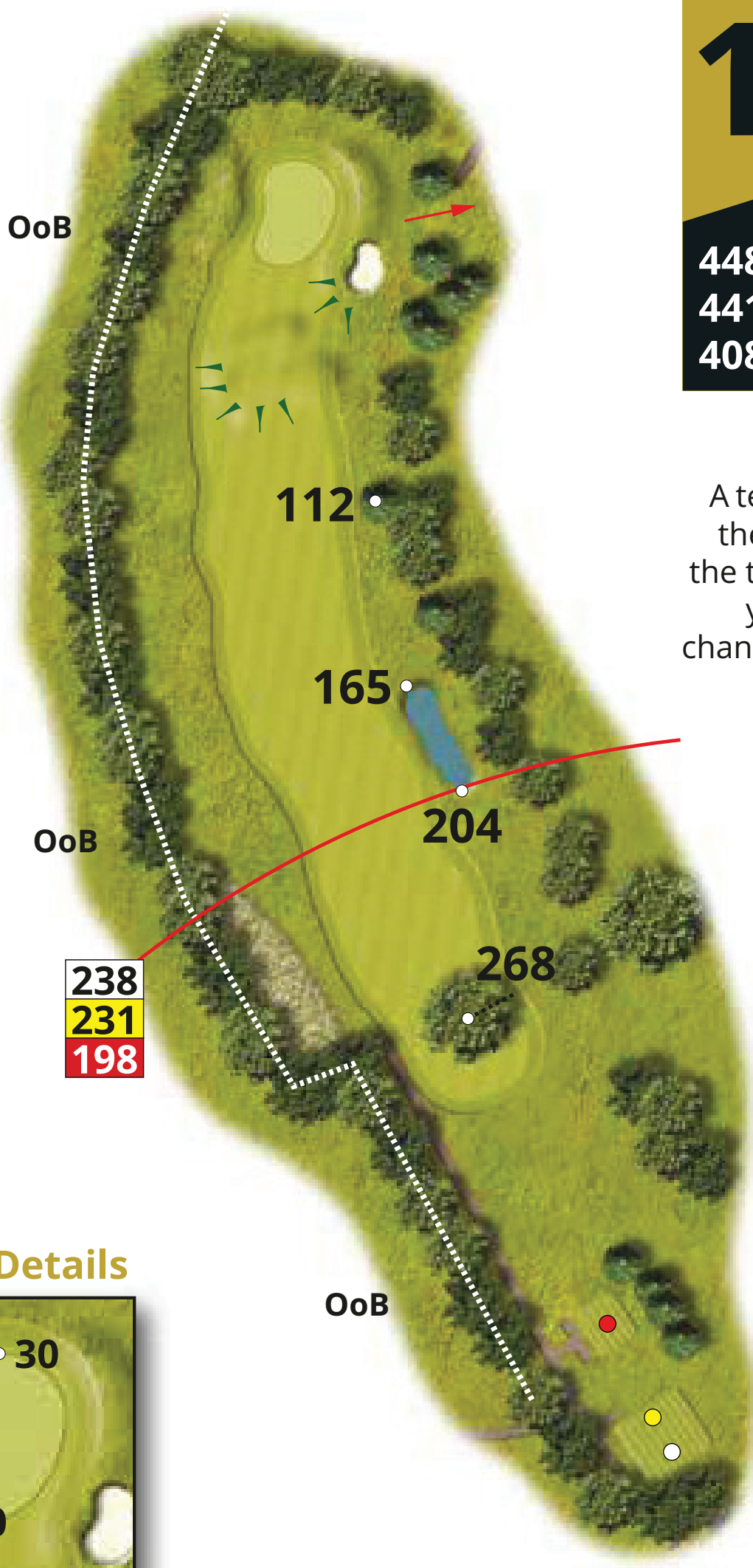
A gentle start to the back nine, be aware of the wind hidden by the trees.

11

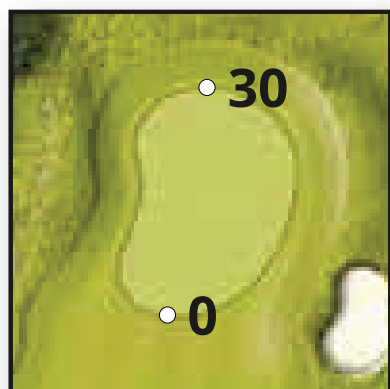
448 — 4
441 — 4
408 — 5

Pro's Tip:

A tee shot over the left side of the tree will give you the best chance of par on this hole.



Green Details



12

389 — 4

379 — 4

299 — 4

OoB

31

68

Silver Birch

114

147

243

233

153

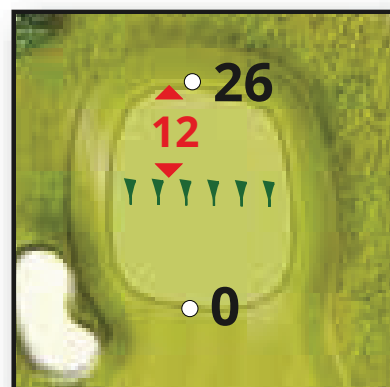
198

OoB

Pro's Tip:

Hit it straight at the small tree in the fairway. Avoid going left off the tee.

Green Details

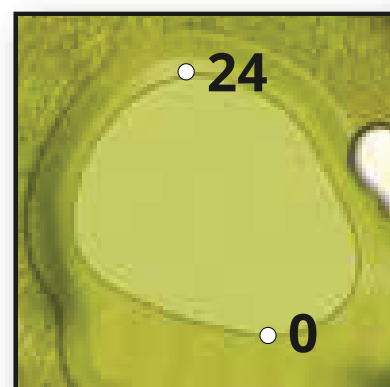


134 — 3

115 — 3



Make sure you take enough club to carry the long grass. Green slopes left to right.





Three straight shots
and you are on for
birdie. Avoid the
bunkers on the left
with your second shot.

15

186 — 3

169 — 3

136 — 3

169
152
119

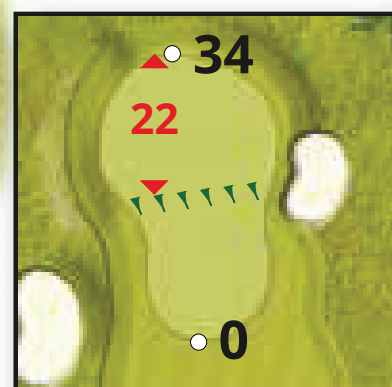
OoB

OoB

Green Details

Pro's Tip:

Green runs on and to the right. Choose your club allowing for the change in elevation.



Silver Birch

185

Aim at the left edge of
the right hand
bunkers off the tee as
all shots run left on
this tough par four.

17

245 — 4

233 — 4

223 — 4

213
201
191

35

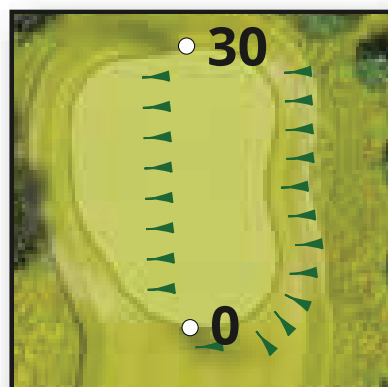
54

84

Pro's Tip:

If you are feeling brave, go for it. Otherwise lay up short of the bunker. Allow for the right to left slope on your approach.

Green Details



18

| | | |
|-----|---|---|
| 301 | — | 4 |
| 292 | — | 4 |
| 283 | — | 4 |

Pro's Tip:

Driver is a risky play on this narrow hole, an iron off the tee may be the sensible play.

